

Sanitizing & Disinfecting

While you may at times be able to use the same product for sanitizing and disinfecting, the two processes serve different purposes. Always refer to the manufacturer's instructions to determine the correct process.


- Clean all surfaces with soap and water before sanitizing. To sanitize eating surfaces, spray with an EPA-registered product and follow instructions on labeled product. Do not use sponges, as they carry bacteria.
- Whether it's a reusable or disposable towel, use one towel per food-contact surface.
- Sanitize eating surfaces (tables, highchair trays, etc.) before and after each use - not while children are seated and eating at the table.
- Ensure tables have no adhesives, so they can be properly sanitized.

Sanitizers remove dirt and germs.

Use sanitizers on:

Food contact surfaces

Any object that is mouthed



Disinfectants remove and prevent the growth of germs.

Use disinfectants on:

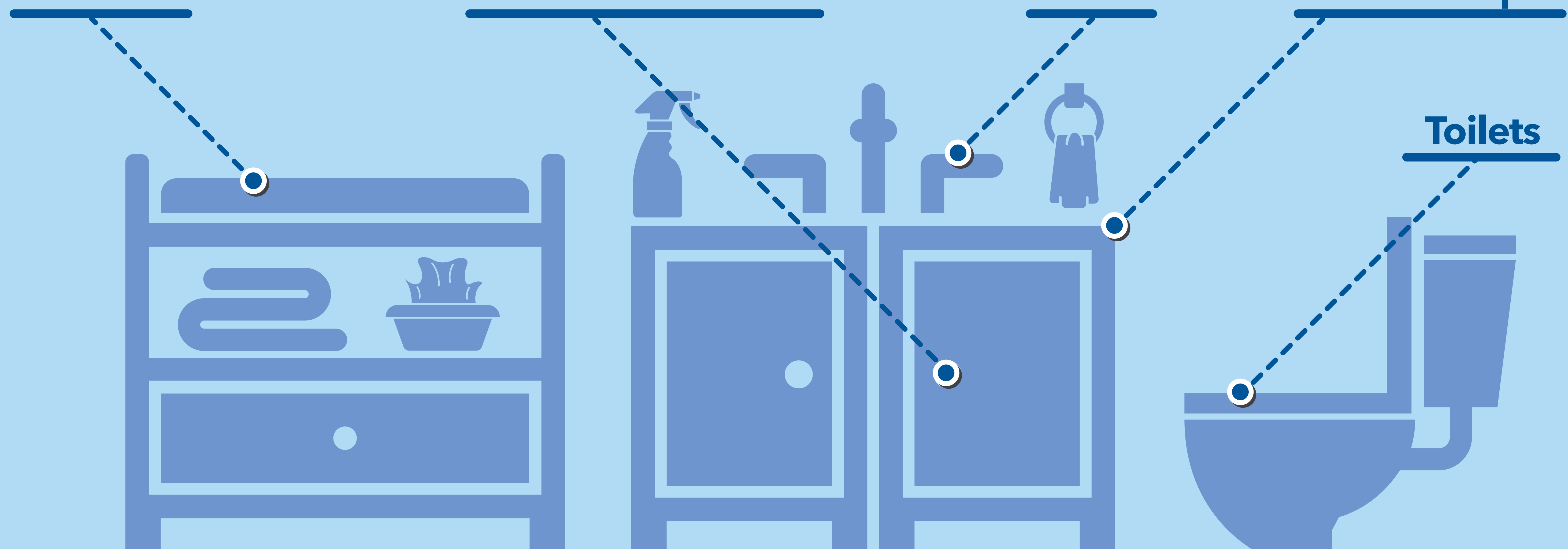
Diaper changing surfaces

Doorknobs & cabinet handles

Sinks

Toileting counter tops

Toilets



Child360™ One focus.
Every angle.

Copyright © 2019 Child360. Additional icons made by Freepik, Icons8, Google from www.flaticon.com. Licensed by CC BY 3.0. Environmental Rating Scales Institute. Diapering and Handwashing. Retrieved from <http://www.ersi.info/PDF/Diapering-handwashing%20handout%20updated%209-22-11.pdf> All rights reserved. No part of this publication may be reproduced, distributed, or transmitted in any form or by any means, including photocopying, recording, or other electronic or mechanical methods, without the prior written permission of the publisher.

Sanitizar y Desinfectar

A veces puede usar el mismo producto para limpieza y sanitizar, los dos procesos tienen diferentes propósitos. Consulte siempre las instrucciones del fabricante para determinar el proceso correcto.


- Limpie todas las superficies con agua y jabón antes de sanitizar. Para sanitizar las superficies para comer, rocíe con un producto registrado por la EPA y siga las instrucciones del producto etiquetado. No use esponjas, ya que transportan bacterias.
- Ya sea una toalla reutilizable o desechable, use una toalla por superficie de contacto con alimentos.
- Sanitize las superficies para comer (mesas, bandejas de tronas, etc.) antes y después de cada uso, no mientras los niños estén sentados y comen en la mesa.
- Asegúrese de que las mesas no tengan adhesivos, para que puedan sanitizar adecuadamente.

Los sanitizantes eliminan la suciedad y los gérmenes

Use sanitizantes en:

Superficies en contacto con alimentos

Cualquier contacto que se articule



Los desinfectantes eliminan y previenen el crecimiento de gérmenes.

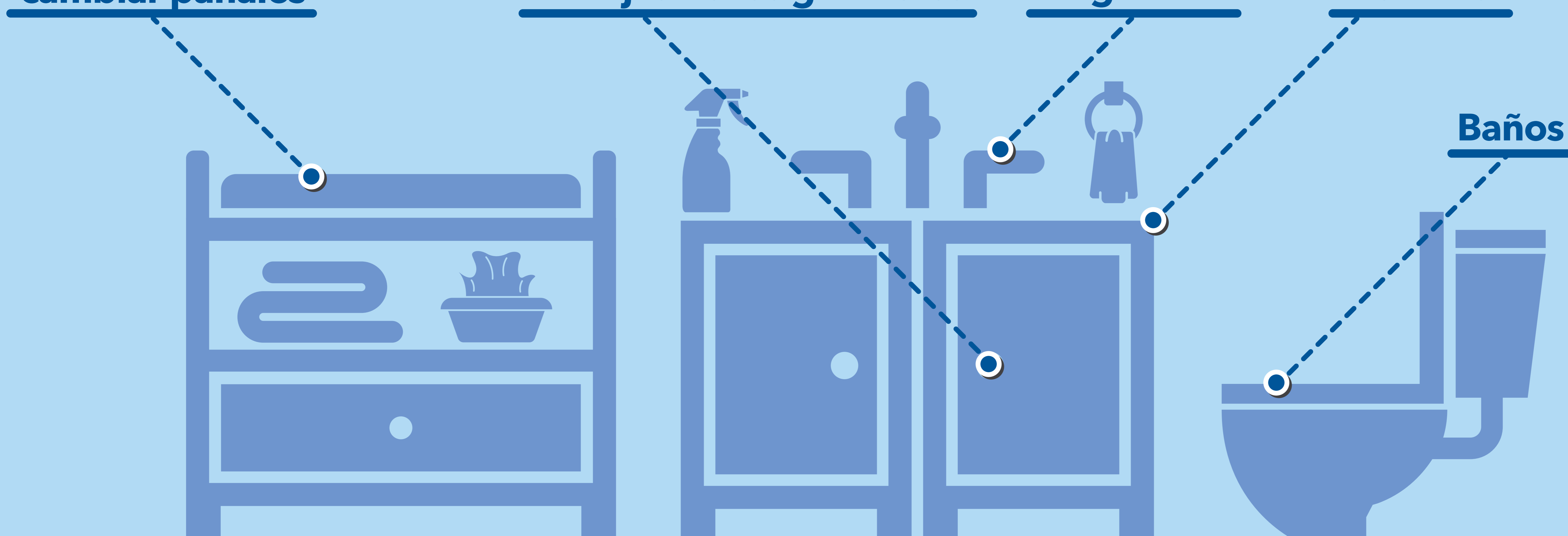
Use desinfectantes en:

Superficies para cambiar pañales

Pomos de las puertas y manijas de los gabinetes

Fregaderos

Encimeras de baño



Child360™ One focus.
Every angle.

Copyright © 2019 Child360. Additional icons made by Freepik, Icons8, Google from www.flaticon.com. Licensed by CC BY 3.0. Environmental Rating Scales Institute. Diapering and Handwashing. Retrieved from <http://www.ersi.info/PDF/Diapering-handwashing%20handout%20updated%202019-22-11.pdf> All rights reserved. No part of this publication may be reproduced, distributed, or transmitted in any form or by any means, including photocopying, recording, or other electronic or mechanical methods, without the prior written permission of the publisher.